



TABLED ITEMS

Full Council - Monday 16 July 2012

- 2. LATE ITEMS OF BUSINESS IN ACCORDANCE WITH SECTION 100B OF THE LOCAL GOVERNMENT ACT 1972 (PAGES 1 - 2)**
- 9. REPORT OF THE ASSISTANT CHIEF EXECUTIVE (PAGES 3 - 8)**
- 16. TO ANSWER QUESTIONS, IF ANY, IN ACCORDANCE WITH COUNCIL RULES OF PROCEDURE NOS. 9 & 10 (PAGES 9 - 28)**
- 18. AMENDMENT TO MOTION A IN ACCORDANCE WITH COUNCIL RULES OF PROCEDURE NO. 13 (PAGES 29 - 30)**

-

This page is intentionally left blank

Item 2

COUNCIL MEETING – 16 JULY 2012

LATE ITEMS OF URGENT BUSINESS

The Assist Chief Executive

Mr Mayor, there are 2 late item of business, which could not be available earlier, and which will need to be dealt with at this meeting.


Item 9 – Report of the Assistant Chief Executive

My report details an amendment to the Membership of the Overview and Scrutiny – Scrutiny Review Panels, agreed by Full Council on 21 May 2012, to reflect the agreed protocol for the Overview and Scrutiny Committee and its Scrutiny Review Panels. The amendment required was identified after the summons for the meeting was despatched.

Item 16 – Questions and Written Answers

Notice of questions is not requested until 8 clear days before the meeting, following which the matters raised have to be researched and replies prepared to be given at the meeting.


This page is intentionally left blank



Haringey Council

| | | | |
|-------------|-------------------------|-------------|--|
| Report for: | Council 16 JULY 2012 | Item number | |
|-------------|-------------------------|-------------|--|

| | |
|--------|--|
| Title: | AMENDMENT TO APPOINTMENTS TO COMMITTEES, SUB COMMITTEES, – 2012/13 |
|--------|--|

| | |
|------------------------|---|
| Report authorised by : | Stuart Young Assistant Chief Executive  |
|------------------------|---|

| | |
|---------------|--|
| Lead Officer: | Clifford Hart, Democratic Services Manager Tel: 0208 489 2920 |
|---------------|--|

| | |
|--------------------------|---|
| Ward(s) affected: N/A | Report for Key/Non Key Decision: N/A |
|--------------------------|---|

1. Describe the issue under consideration


To approve an amendment to the Membership of the Overview and Scrutiny – Scrutiny Review Panels, agreed by Full Council on 21 May 2012, to reflect the agreed protocol for the Overview and Scrutiny Committee - Scrutiny Review Panels.

2. Cabinet Member Introduction

N/A

3. Recommendations

- 3.1 That the Overview and Scrutiny Committee – Scrutiny Review Panels membership as detailed in the attached Appendix 1, be agreed.



Haringey Council

4. Background information

- 4.1 The Annual Meeting on 21 May 2012 appointed Committees of the Council in accordance with Article 4.02 of the Constitution. The report detailed in its appendix the Membership of the Overview and Scrutiny Committee and its Scrutiny Review Panels, and in respect of the membership of the Scrutiny Review Panels, the following was stated:

Standing Panels each comprising of 1 of the 4 OSC Members as Chairs of Panel, 1 Majority and 1 Minority Member + inviting in a non voting capacity between 3-7 non- executive members of the Council, and for any associated Children and Young People's Scrutiny Review Panel, membership to include the statutory education representatives of OSC. The education representatives to attend the Overview and Scrutiny Committee meetings where reports from the Children and Young People's Scrutiny Review Panel are considered.

- 4.2 An error occurred in the drafting of the report and appendix on 21 May 2012 as it did not accurately reflect the protocol for the Overview and Scrutiny Committee – Scrutiny Review Panels, as agreed through the Governance Review Delivery Group (attached also). The protocol as agreed states:

Scrutiny Review Panels


The chair of each Scrutiny Review Panel shall be a member of the OSC, and shall be determined by the OSC at their first meeting.

It is intended that each Scrutiny Review Panel shall be comprised of between 3 and 7 members, and be politically proportionate as far as possible. It is intended that other than the chair, the other members are non-executive members who do not sit on the OSC.

Each Scrutiny Review Panel shall be entitled to appoint up to three non-voting co-optees.

If there is a Children and Young People's Scrutiny Review Panel, the membership shall include the statutory education representatives of OSC. It is intended that the education representatives would also attend the Overview and Scrutiny Committee meetings where reports from a relevant Scrutiny Review Panel are considered.

- 4.3 It is therefore recommended that the membership of the Overview and Scrutiny Committee - Scrutiny Review Panels be amended as detailed in the attached Appendix 1, to be reflective of the agreed protocol for



Haringey Council

Overview and Scrutiny Committee – Scrutiny Review Panels (also attached for information).

5. Comments of the Head of Legal Services and Legal Implications

5.1 There are no specific legal implications arising from this report.

6. Comments of the Chief Financial Officer and Financial Implications

6.1 The purpose of the report is to note the terms of reference, protocol and Call-ins rules. There are no financial implications.

7. Local Government (Access to Information) Act 1985

Background papers

Local Government and Housing Act 1989.

Local Government (Committees and Political Groups) Regulations 1990

Local Government Act 2000.

Report to Annual Council on Committee Appointments – 21/05/12


The background papers are located at River Park House, 225 High Road, Wood Green, London N22 8HQ.

To inspect them or to discuss this report further, please contact Clifford Hart on 0208 489 2920.

8. Equalities and Community Cohesion Comments

8.1 The Council has a public sector equality duty under S149 of the Equality Act 2010 to have due regard to need to:

- tackle discrimination and victimisation of persons that share the characteristics protected under S4 of the Act. These include the characteristics of age, disability, gender reassignment, marriage and civil partnership, pregnancy and maternity, race, religion or belief, sex (formerly gender) and sexual orientation;
- advance equality of opportunity between people who share those protected characteristics and people who do not;
- foster good relations between people who those characteristics and people who do not.



Haringey Council

8.2 Policy and Equalities Team have been consulted in the preparation of this report and they comment that the proposals outlined in this report carry no apparent implications for the any aspect of duty outlined above.

APPENDIX 1

| COMMITTEE & MEMBERSHIP | NO. OF MEMBERS | SUBORDINATE BODIES | NO. OF MEMBERS |
|--|--|--|--|
| <p>Overview and Scrutiny Committee Cllr Rice(Chair) Cllr Adamou Cllr McNamara</p> <p>Cllr Winskill (Vice-Chair) Cllr Newton</p> | <p>3 Lab, 2 Lib Dem.</p> <p>Plus co-opted Education representatives.</p> | <p><u>Scrutiny Review Panels</u></p> <p>The Chair of each of the 4 Scrutiny Review Panels shall be a member of the OSC, to be determined by the OSC at their first meeting. The composition of each Scrutiny Review Panel shall be between 3 and 7 members , and be politically proportionate as far as possible (including the Chair), and that apart from the Chair, the other Panel members to be non-executive members who do not sit on the OSC.</p> <p>Each Scrutiny Review Panel shall be entitled to appoint up to three non-voting co-optees.</p> <p>If there is a Children and Young People’s Scrutiny Review Panel, the membership shall include the statutory education representatives of OSC. The education representatives would also attend the Overview and Scrutiny Committee meetings where reports from a relevant Scrutiny Review Panel are considered.</p> | <p><i>The Mayor or Members of the Cabinet may not be Members</i></p> |

| COMMITTEE & MEMBERSHIP | NO. OF MEMBERS | SUBORDINATE BODIES | NO. OF MEMBERS |
|-----------------------------------|-----------------------|---------------------------|-----------------------|
| | | | |

COUNCIL – 16 JULY 2012 - QUESTIONS**ORAL QUESTIONS****ORAL QUESTION 1 – TO THE CABINET MEMBER FOR ECONOMIC DEVELOPMENT AND SOCIAL INCLUSION FROM COUNCILLOR RAHMAN-KHAN**

In light of the council's support for the local credit union, can the portfolio holder outline some of the advantages for residents of joining as a member of a credit union?

ANSWER**ORAL QUESTION 2 – TO THE CABINET MEMBER FOR THE ENVIRONMENT FROM COUNCILLOR REECE:**

What changes were made to the introduction of fortnightly residual waste collections in Phase 2 after the pilot in the Spring?

ANSWER**ORAL QUESTION 3 – TO THE CABINET MEMBER FOR FINANCE AND CARBON REDUCTION FROM COUNCILLOR GIBSON**

Can the portfolio holder give an update on the council's plans for furthering the use of solar panels in Haringey?

ANSWER**ORAL QUESTION 4 – TO THE CABINET MEMBER FOR FINANCE AND CARBON REDUCTION FROM COUNCILLOR JENKS**

Why has the Council not used the £300k saving identified in IT to reopen Day Centres, Drop-in Centres and Luncheon Clubs?

ANSWER**ORAL QUESTION 5 – TO THE CABINET MEMBER FOR CHILDREN FROM COUNCILLOR STENNET**

Can the portfolio holder give us an update on the initial stages of the Education Commission?

ANSWER

ORAL QUESTION 6 – TO THE CABINET MEMBER FOR FINANCE AND CARBON REDUCTION FROM COUNCILLOR WILLIAMS

Why is the Council paying to advertise the 'One Borough One Future' fund in Westminster?

ANSWER

ORAL QUESTION 7 – TO DEPUTY LEADER OF THE COUNCIL AND CABINET MEMBER FOR HEALTH AND ADULT SERVICES FROM COUNCILLOR BULL

Can the portfolio holder outline what the council is doing to help tackle the issue of childhood obesity in the borough?

ANSWER

ORAL QUESTION 8 – TO THE CABINET MEMBER FOR THE ENVIRONMENT FROM COUNCILLOR ALEXANDER:

How many residents have reported missed collections since the introduction of fortnightly residual waste collections compared with same period last year?

ANSWER

WRITTEN QUESTIONS

WRITTEN QUESTION 1 – TO THE CABINET MEMBER FOR THE ENVIRONMENT FROM COUNCILLOR ALEXANDER

The Council has already said in correspondence that ward level recycling rates are not available. Therefore, apart from an aim of increasing borough recycling levels to 40% by 2015, what measures is the Council using to ensure that recycling levels are increasing and that its policy for fortnightly residual waste collections is working?

ANSWER

The recycling rate target for this year is 31.7%. There are various measures in place that contribute to achieving this target, including a detailed communications and engagement programme, free collections of bulky reusable and recyclable items, and the introduction of a new waste collection service.

We have tracked the weekly waste tonnages since before the rollout of Phase 1 of fortnightly collections, to determine the effect of the changes. To date results are encouraging, with a projected annual increase in recycling of ranging from 8% to 10%. On this basis Veolia are on target not only to meet this year's recycling target but also to achieve a 40% recycling target by 2015.

WRITTEN QUESTION 2 – TO THE CABINET MEMBER FOR THE ENVIRONMENT FROM COUNCILLOR ALLISON:

How many residents have requested smaller wheelie bins after the introduction of fortnightly residual rubbish collections?

ANSWER

The vast majority of requests for smaller (120 litre) recycling wheeled bins are approved, and to-date 793 have been delivered.

WRITTEN QUESTION 3 – TO THE CABINET MEMBER FOR THE ENVIRONMENT FROM COUNCILLOR BEACHAM:

What is the projected reduction in carbon emissions due to the introduction of fortnightly residual rubbish collections in Haringey?

ANSWER

The new contract is set to deliver a 40% reduction in carbon emissions by 2015. There are a number of measures that have been introduced by Veolia to achieve this target. The introduction of fortnightly residual waste collections will increase recycling levels and reduce the waste being disposed of via landfill or incineration. Through this the contract is set to deliver carbon equivalent savings of 12,158 tonnes per annum, which equates to taking over 4,000 cars off the road.

WRITTEN QUESTION 4 – TO THE LEADER OF THE COUNCIL FROM COUNCILLOR BLOCH:

How many and what proportion of the Freedom of Information requests received by the Council in each of the past three years have been refused, reviewed after a request or appealed to the information commissioner?

ANSWER

| | FOI Requests | | Information withheld (exemption applied) | | Internal Reviews | | ICO Enquiries | |
|------------------------|--------------|--------|--|--------|------------------------------|--------|------------------------------|--|
| | Number | Number | Percentage Of total received | Number | Percentage Of total received | Number | Percentage Of total received | |
| 2009-2010 | 822 | 61 | 7% | 39 | 4.7% | 9 | 1.09% | |
| 2010-2011 | 875 | 113 | 12% | 35 | 4.0% | 10 | 1.14% | |
| 2011-2012 | 1,111 | 105 | 10% | - | - | - | - | |
| Sept 2011-April 2012 * | | | | 32 | 5.5% | 4 | 0.7% | |

* We are not able to provide figures on Internal Reviews and Information Commissioner's Office Enquiries for the time period April 2011- October 2011 as the case management database was upgraded at the end of September 2011.

WRITTEN QUESTION 5 – TO THE CABINET MEMBER FOR ECONOMIC DEVELOPMENT AND SOCIAL COUNCILLOR BUTCHER:

Of the posts that have already been filled what has been the average cost to the Council in subsidy per job for the Haringey Jobs Fund and what is the projected cost per subsidised job?

ANSWER

As the first jobs have only just been created through the Haringey Jobs Fund it is too early to provide figures on the average cost to the Council specifically for these jobs. The Council has agreed to provide a maximum of £4,000 in subsidy for each job created through the fund. This subsidy will create jobs lasting 12 months paid at least the upper National Minimum Wage rate – currently £6.08 per hour. The difference between the total employment costs and Council subsidy will be met by the employer.

WRITTEN QUESTION 6 – TO THE CABINET MEMBER FOR ECONOMIC DEVELOPMENT AND SOCIAL COUNCILLOR ENGERT:

Given that residential gardens are no longer designated brownfield sites and that the National Planning Policy Framework published in March 2012 states in paragraph 53:

'Local planning authorities should consider the case for setting out policies to resist inappropriate development of residential gardens, for example where the development would cause harm to the local area.'

What is Haringey doing to protect residential gardens and their important functions of supporting bio-diversity and soak-away for rainwater?

ANSWER

The Council's policies comply with the National Planning Policy Framework (NPPF). Although private gardens are excluded from the definition of 'previously developed land', the NPPF does not rule out entirely any development of residential garden land, but states to 'resist inappropriate development'.

The change in the definition of 'previously developed' land is intended to remove the presumption in favour of development of garden sites, which was previously applied to all 'brownfield' land within the earlier PPS3 'Housing' policy statement. This does not introduce a complete ban on such development but rather requires each application to be assessed on its own merits.

The Council's existing planning policy framework appropriately protects residential gardens from development, subject to permitted development rights. The UDP (2006) policies on biodiversity, conservation and SPG3c Backlands Development provide further safeguards.

The Council’s emerging Local Plan (formerly the Core Strategy) also addresses this issue. Strategic Policy (SP) 13 Open Space & Biodiversity states that all development shall protect and improve sites of biodiversity and nature conservation, including private gardens through its contribution to wildlife and ecological habitats and, where possible, include green and brown roofs, rainwater harvesting, green walls, bird and bat nesting/roosting opportunities. Therefore, local issues around biodiversity and surface water run-off will be tackled.

The London Plan (2011), which is part of the borough’s development plan, seeks boroughs to protect back gardens or other private residential gardens from housing development. Local approaches to the surfacing of front gardens, including the need for such surfaces to be permeable, are subject to permitted development rights.

The strength of the Council’s current Design Policies protect gardens where development is out of character, but also support appropriate garden development in character with the street. The Council may consider setting out more detailed policies to resist inappropriate development of residential gardens, in line with paragraph 53 of the NPPF. In Autumn the Council will update its policies in the Haringey Development Management Policies Document, which will go out for public consultation.

WRITTEN QUESTION 7 – TO THE CABINET MEMBER FOR HOUSING FROM COUNCILLOR ERSKINE:

How many Council homes have been sold by the Council or released under right to buy in the last six years?

ANSWER

| | |
|--------------|------------|
| 2007 | 81 |
| 2008 | 25 |
| 2009 | 9 |
| 2010 | 19 |
| 2011 | 12 |
| 2012 | 8 |
| TOTAL | 154 |
| L | |

WRITTEN QUESTION 8 – TO THE CABINET MEMBER FOR ECONOMIC DEVELOPMENT AND SOCIAL INCLUSION FROM COUNCILLOR GORRIE:

Of the posts that have been already filled how long is each job created under the Haringey Jobs Fund expected to last?

ANSWER

12 months

WRITTEN QUESTION 9 – TO THE CABINET MEMBER FOR THE ENVIRONMENT FROM COUNCILLOR HARE:

The Council's recycling rate has decreased from 28.98% in Q1 of 2010/11 to 25.07% in Q4 of 2011/12 – why?

ANSWER:

The main reason for differences in previous year quarterly recycling rates is that the tonnage of organic (i.e. food and garden) waste recycled or composted in quarter 4 is on average approximately half that of quarter 1, due to seasonal garden waste trends. The average difference in organic waste between quarter 4 and quarter 1 in any year equates to around 2.5% of the recycling rate.

WRITTEN QUESTION 10 – TO THE LEADER OF THE COUNCIL FROM COUNCILLOR JENKS:

How many staff are denoted as "Haringey Managers" and how many of these have received the full training available in finance?

ANSWER

406 staff are listed as people managers. Since 2010, 169 staff have attended the Financial Management for Budget Holders course. In addition to formal training courses, finance staff meet with budget managers regularly and provide on the job training on specific areas of budget management.

WRITTEN QUESTION 11 – TO THE CABINET MEMBER FOR THE ENVIRONMENT FROM COUNCILLOR NEWTON:

According to Haringey's last Road Condition survey how many and what percentage of Haringey's roads and pavements require maintenance?

ANSWER

Road Condition surveys carried out in March 2012 for our Principle and Classified road network indicate that 11% of Principle roads require planned maintenance within the next year. Principle roads are A-roads, and the maintenance is funded directly by TfL. 10% of Classified roads were in the same category. Classified roads are B and C roads, which the Council has responsibility for maintaining. We survey between 25-50% of unclassified roads each year. This data indicates that 18% of our unclassified roads are in need of attention.

WRITTEN QUESTION 12 – TO CABINET MEMBER FOR CHILDREN FROM COUNCILLOR REECE:

Please provide a breakdown by school and ethnicity of fixed term and permanent school exclusions in the borough (primary and secondary school) since 2009.

ANSWER

See the appendix.

WRITTEN QUESTION 13 – TO THE CABINET MEMBER FOR CHILDREN FROM COUNCILLOR REID:

How many Looked After Children currently live in Children's Homes outside the borough and how many are in Children's Homes more than 50 miles outside of London?

ANSWER

There are a total of 33 children who are currently placed out of borough, of whom 2 are remanded in custody. 22 children are placed over 50 miles, of whom 2 are remanded in custody.

WRITTEN QUESTION 14 – TO THE FOR ECONOMIC DEVELOPMENT AND SOCIAL INCLUSION FROM COUNCILLOR SCHMITZ :

How much funding did the Council contribute to the Tottenham Carnival and Festival this year and how much extra funding did the Festival need to go ahead?

ANSWER

To date the Council has received invoices from the Carnival Committee totalling £7,200 towards the costs of the parade. We agreed to fund the Carnival to a total cost of £10,000. We do not have details of the exact funding gap as these have not been disclosed to us by the committee, nor was a request made to the council for gap funding.

WRITTEN QUESTION 15 – TO THE CABINET MEMBER FOR COMMUNITIES FROM COUNCILLOR SCOTT:

Does the Council have any plans, in draft form or otherwise, to reduce funding to Haringey's library service including the mobile library service, reductions in opening hours or cuts to budgets for new books?

ANSWER

The Council has no plans to reduce the funding allocated to the Library Service.

WRITTEN QUESTION 16 – TO THE CABINET MEMBER FOR THE ENVIRONMENT FROM COUNCILLOR SOLOMON:

Please provide the total number of residents who have requested a reduce-price compost bin from the Council in the past twelve months

ANSWER

| | | |
|--|------------------------|----------------------------|
| | Number of compost bins | Number of other composting |
|--|------------------------|----------------------------|

| | | |
|----------------|------------|--|
| | | units and accessories (eg. wormeries and other indoor units) |
| 2011 | 150 | 139 |
| 2012 (to date) | 17 | 16 |
| Total | 294 | 276 |

WRITTEN QUESTION 17 – TO THE CABINET MEMBER FOR THE ENVIRONMENT FROM COUNCILLOR STRANG:

What percentage of rubbish picked up from litter bins and street sweepers is recycled?

ANSWER

The contractual recycling target for this year is 31.7%, of which Veolia has stated that street cleansing will contribute 0.7%. We do not know the exact amount of street cleansing commingled recycling that takes place as it is co-collected with other recycling. We do have an exact figure for the leaf fall collected by street sweepers in 2011/12, which totalled 271 tonnes.

WRITTEN QUESTION 18 – TO THE CABINET MEMBER FOR THE ENVIRONMENT FROM COUNCILLOR WHYTE:

What key performance indicators does Veolia have to adhere to under the waste management plan and if these are not met does Veolia incur any fines?

ANSWER

There are yearly strategic targets for Veolia which relate to: recycling, carbon reduction, resident satisfaction, missed collections, street cleansing and contact centre. In addition, there is also Contract Operational Targets (COT) which is reported on a monthly basis. There are deductions made through the contract payment mechanism if COT or Annual Strategic targets are not met.

WRITTEN QUESTION 19 - TO THE CABINET MEMBER FOR THE ENVIRONMENT FROM COUNCILLOR WILLIAMS:

How many residents have contacted Veolia about problems with waste collection in each of the last 12 months?

ANSWER

Monthly contacts from residents concerning waste issues across the borough over the last 12 months:

| | |
|--------|-----|
| May-11 | 901 |
| Jun-11 | 682 |
| Jul-11 | 608 |
| Aug-11 | 606 |

| | |
|--------|------|
| Sep-11 | 682 |
| Oct-11 | 702 |
| Nov-11 | 629 |
| Dec-11 | 645 |
| Jan-12 | 609 |
| Feb-12 | 1342 |
| Mar-12 | 1982 |
| Apr-12 | 1331 |
| May-12 | 1540 |

It was anticipated that there would be a step increase in calls following the introduction of recycled wheeled bins in February 2012 and then followed by the new waste collection service which started in March 2012.

WRITTEN QUESTION 20 - TO THE CABINET MEMBER FOR FINANCE AND CARBON REDUCTION FROM COUNCILLOR WILSON:

What was the total pay bill for the 10 highest-paid officers employed by Haringey in each of the last 10 years?

ANSWER

The following amounts are based on the total Oncost Salary of the 10 highest paid permanent staff. This is calculated using an overall rate of 33.5% applied to gross pay, which assumes all staff were in the pension scheme. We are only able to provide data for the last 7 years, due to having no pre-existing pay data reports available prior to March 2006.

| Total Pay Bill of 10 Highest Paid staff 2006-12 | | | | | | |
|---|------------|------------|------------|------------|------------|------------|
| Mar-06 | Mar-07 | Mar-08 | Mar-09 | Mar-10 | Mar-11 | Mar-12 |
| £1,418,205 | £1,422,080 | £1,658,771 | £1,631,852 | £1,799,297 | £1,708,598 | £1,731,015 |

WRITTEN QUESTION 21 - TO THE CABINET MEMBER FOR COMMUNITIES FROM COUNCILLOR WINSKILL:

What work is the Council doing with the police and local community after a spate of stabbings in Stroud Green, Bounds Green, Hornsey and Bruce Grove?

ANSWER

Council officers attend the police's fortnightly intelligence meeting and tasking group at which current offences including knife crime are discussed. Actions to mitigate the community impact and prevent further offences are agreed. Many knife-related offences are linked to gang activity. Working with the police on a daily basis, the Council has an active, multi-agency response to gang related crime and serious youth violence. A Gang Action Group is chaired by the Detective Superintendent and co-ordinated by the

Council's Community Safety Team seeking long-term outcomes for those involved in or affected by gang offending.

At a board meeting in June, the Community Safety Partnership agreed the following work in relation to the violent use of weapons:

- Weapons awareness training for young people
- A partnership violence strategy
- Piloting a new partnership communications approach to weapons, robberies and youth crime in Noel Park
- Monthly partnership tasking across Council staff and police neighbourhood teams
- Access for every year 5 and 6 student to the Ben Kinsella knife awareness courses

WRITTEN QUESTION 12 - APPENDIX

Permanent Exclusions

Fig1 Permanent exclusions in primary schools 2009/10 to 2011/12

| Permanent Exclusions | Black Caribbean | Mixed White and Black Caribbean | White British | White Irish Traveller | Grand Total |
|-----------------------------|------------------------|--|----------------------|------------------------------|--------------------|
| 2009/10 | | | | | |
| Belmont Junior | 1 | | | | 1 |
| Chestnuts | 1 | | | | 1 |
| Devonshire Hill | | | 1 | | 1 |
| Earlsmead | 1 | | | | 1 |
| Nightingale | | 1 | | | 1 |
| The Green | 1 | | | | 1 |
| 2009/10 Total | 4 | 1 | 1 | | 6 |
| | | | | | |
| 2010/11 | | | | | |
| Coleraine | 1 | | | | 1 |
| Devonshire Hill | | | 1 | | 1 |
| Nightingale | | | | 1 | 1 |
| St. Michael's N22 | | 1 | | | 1 |
| The Green | 1 | | | | 1 |
| 2010/11 Total | 2 | 1 | 1 | 1 | 5 |
| | | | | | |
| 2011/12 | | | | | |
| Campsbourne | | | 1 | | 1 |
| Devonshire Hill | 1 | | | | 1 |
| 2011/12 Total | 1 | | 1 | | 2 |

Fig2 Permanent exclusions in secondary schools 2009/10

| | Asian Indian | Asian Other | Black African | Black Caribbean | Black Other | Mixed Race - Other | Mixed Race - White and Black Caribbean | Not obtained | Other | Other Kurdish | White British | White Irish | White Irish Traveller | White Other | White Turkish | Grand Total |
|-----------------------------------|--------------|--------------|---------------|-----------------|--------------|--------------------|--|--------------|--------------|---------------|---------------|--------------|-----------------------|--------------|---------------|--------------|
| 2009/10 | | | | | | | | | | | | | | | | |
| Alexandra Park | | | | 2 | | | | 1 | | 2 | | | | | 1 | 6 |
| Fortismere | | | | | | | | | | | 1 | | | | | 1 |
| Greig City Academy | | | 1 | | | | | | | | | | | | | 1 |
| Highgate Wood | | | | 1 | | | 1 | | | | | | | | | 2 |
| Hornsey | | | 1 | 1 | | | 1 | | | 1 | 1 | | | 1 | | 6 |
| NPCS | | | 1 | 1 | | | 1 | | | 1 | 1 | | | | 1 | 6 |
| Park View Academy | | | 1 | | | | | | | | | | | | | 1 |
| St. Thomas More | | | 2 | 2 | 1 | | | | | | | 1 | | | | 6 |
| Woodside High | | | | 1 | | | | | 2 | | | | | 1 | | 4 |
| | | | | | | | | | | | | | | | | |
| 2009/10 Total | | | 6 | 8 | 1 | | 3 | 1 | 2 | 4 | 3 | 1 | | 2 | 2 | 33 |
| 2009/10 total as % of roll | 0.00% | 0.00% | 0.31% | 0.54% | 0.39% | 0.00% | 0.66% | 0.64% | 0.49% | 0.93% | 0.15% | 0.93% | 0.00% | 0.11% | 0.24% | 0.27% |

Fig3 Permanent exclusions in secondary schools 2010/11

| | Asian Indian | Asian Other | Black African | Black Caribbean | Black Other | Mixed Race - Other | Mixed Race - White and Black Caribbean | Not obtained | Other | Other Kurdish | White British | White Irish | White Irish Traveller | White Other | White Turkish | Grand Total |
|-----------------------------------|--------------|--------------|---------------|-----------------|--------------|--------------------|--|--------------|--------------|---------------|---------------|--------------|-----------------------|--------------|---------------|--------------|
| 2010/11 | | | | | | | | | | | | | | | | |
| Alexandra Park | | | 2 | | | 1 | 1 | | | | | | | 1 | | 5 |
| Fortismere | | | | | | | | | | | 1 | 1 | | 1 | | 3 |
| Greig City Academy | | 1 | | | | | | | | | | | | | | 1 |
| Highgate Wood | 1 | | | | | | | | | | 1 | | | | | 2 |
| Hornsey | | | 1 | 3 | | | | | | | 1 | | | | | 5 |
| NPCS | | | 2 | 1 | | | | | | | 2 | | | | | 5 |
| St. Thomas More | | | | | | | | 1 | | | | | | | | 1 |
| Woodside High | | | | | | | | | | | 1 | 1 | 1 | | | 3 |
| | | | | | | | | | | | | | | | | |
| 2010/11 Total | 1 | 1 | 5 | 4 | | 1 | 1 | 1 | | | 6 | 2 | 1 | 2 | | 25 |
| 2010/11 total as % of roll | 0.55% | 0.59% | 0.25% | 0.29% | 0.00% | 0.15% | 0.22% | 0.53% | 0.00% | 0.00% | 0.30% | 1.75% | 5.00% | 0.10% | 0.00% | 0.20% |

Fig4 Permanent exclusions in secondary schools 2011/12

| | Asian Indian | Asian Other | Black African | Black Caribbean | Black Other | Mixed Race - Other | Mixed Race - White and Black Caribbean | Not obtained | Other | Other Kurdish | White British | White Irish | White Irish Traveller | White Other | White Turkish | Grand Total |
|-----------------------------------|--------------|-------------|---------------|-----------------|-------------|--------------------|--|--------------|-------|---------------|---------------|-------------|-----------------------|-------------|---------------|-------------|
| 2011/12 | | | | | | | | | | | | | | | | |
| Alexandra Park | | | | 1 | | | 1 | | | | | | | 1 | | 3 |
| Greig City Academy | | | | 1 | | | 1 | | | | | | | | | 2 |
| Heartlands High | | | | | | | | | | | 1 | | | | | 1 |
| Highgate Wood | | | | 1 | | | | | | | | | | | | 1 |
| NPCS | | | 1 | 2 | | | | | | | | | | | 1 | 4 |
| St. Thomas More | | | | 2 | 1 | | | | 1 | | | | | 1 | | 5 |
| Woodside High | | | | | | | 2 | | | | | | | | 1 | 3 |
| | | | | | | | | | | | | | | | | |
| 2011/12 Total | | | 1 | 7 | 1 | | 4 | | 1 | | 1 | | | 2 | 2 | 19 |
| 2011/12 total as % of roll | 0.00% | 0.00% | 0.05% | 0.52% | 0.40% | 0.00% | 0.86% | 0.00% | 0.24% | 0.00% | 0.04% | 0.00% | 0.00% | 0.12% | 0.20% | 0.15% |

Fixed Term Exclusions

Fig 5 Primary FXTE 2009/10

| School | Asian Bangladeshi | Black Caribbean | Black Other | Black African | Mixed Other | Mixed White African | Mixed White Caribbean | Other | Other Kurdish | White British | White Gypsy/Roma Irish Traveller | White Other | White Turkish | Grand Total | Asian Bangladeshi | Black Caribbean | Black Other | Black African | Mixed Other | Mixed White African | Mixed White Caribbean | Other | Other Kurdish | White British | White Gypsy/Roma Irish Traveller | White Other | White Turkish | Grand Total |
|--------------------------------------|-------------------|-----------------|-------------|---------------|-------------|---------------------|-----------------------|-------|---------------|---------------|----------------------------------|-------------|---------------|-------------|-------------------|-----------------|-------------|---------------|-------------|---------------------|-----------------------|-------|---------------|---------------|----------------------------------|-------------|---------------|-------------|
| Alexandra JMI | | 3 | | | | | | | | | | | | 3 | | 1 | | | | | | | | | | | 1 | |
| Belmont Junior | | 1 | | | | | | | | | | | | 1 | | 1 | | | | | | | | | | | 1 | |
| Bounds Green Junior | | | | | | | | 1 | | | | 1 | | 2 | | | | | | | | | | | 1 | | 2 | |
| Bruce Grove Primary | | | | | 1 | | | | | 1 | | | | 2 | | | | | 1 | | | | 1 | | | | 2 | |
| Chestnuts | | 3 | | | | | | | | | | | | 3 | | 2 | | | | | | | | | | | 2 | |
| Coleraine Park JMI | | | 2 | 1 | | | | | | 1 | | 1 | | 5 | | | 1 | 1 | | | | | 1 | | 1 | | 4 | |
| Coleridge JMI | | | | | | | 1 | | | | | | | 1 | | | | | | 1 | | | | | | | 1 | |
| Crowland JMI | | | | | | | 1 | | | | | | | 1 | | | | | | 1 | | | | | | | 1 | |
| Devonshire Hill JMI | | 3 | | | | | | | 2 | 2 | | 8 | | 15 | | 2 | | | | | | 1 | 1 | | 1 | 5 | 10 | |
| Downhills Primary | | 2 | | 1 | | | | | 2 | | | | | 5 | | 2 | | 1 | | | | | 1 | | | | 4 | |
| Earlham JMI | | | | | | | | | | | | | 1 | 1 | | | | | | | | | | | | 1 | 1 | |
| Earlsmead JMI | | 20 | | 1 | | | 2 | | | | | | | 23 | | 3 | | 1 | | | 1 | | | | | | 5 | |
| Ferry Lane JMI | | 3 | | 1 | | | | | | | | | 1 | 5 | | 1 | | 1 | | | | | | | | 1 | 3 | |
| Highgate JMI | | | | | | | 2 | | | 2 | | | | 4 | | | | | | | 1 | | | 1 | | | 2 | |
| Lancasterian Primary | | 3 | | | | | 1 | | | | | | | 4 | | 3 | | | | | 1 | | | | | | 4 | |
| Lordship Lane Primary | | 2 | | 1 | | | | | | 4 | | | | 7 | | 1 | | 1 | | | | | 1 | | | | 3 | |
| Muswell Hill Primary | | | | 3 | | | | | | | | | | 3 | | | | 1 | | | | | | | | | 1 | |
| Nightingale JMI | | 16 | 2 | 4 | | 1 | 6 | | | | 7 | 3 | 2 | 41 | | 6 | 1 | 3 | | 1 | 1 | | | 2 | 2 | 1 | 17 | |
| Noel Park Primary | | | | | | | 1 | | | | | | | 1 | | | | | | | | | | | | | 1 | |
| North Harringay Primary | | | | 2 | | | | | | | | | 1 | 3 | | | | 1 | | | | | | | | | 2 | |
| Rhodes Avenue JMI | | | | | | | | | | 1 | | | | 1 | | | | | | | | | 1 | | | | 1 | |
| Risley Primary | | 3 | | 1 | | | | | | 1 | | 1 | | 6 | | 2 | | 1 | | | | | 1 | | 1 | | 5 | |
| Rokesly Infant | | 2 | | | | | | | | | | | | 2 | | 1 | | | | | | | | | | | 1 | |
| Rokesly Junior | | 3 | | | 1 | | 1 | | | | | | | 5 | | 2 | | | 1 | | 1 | | | | | | 4 | |
| Seven Sisters Primary | | 1 | | | | | | | | | | | | 1 | | 1 | | | | | | | | | | | 1 | |
| St. Francis de Sales RC Junior | | | | 2 | 2 | | 1 | | | 2 | | | | 7 | | | | 2 | 1 | | 1 | | | | 2 | | 6 | |
| St. Gilda's RC Junior | | | | | | | | | | 1 | | | | 1 | | | | | | | | | | | | | 1 | |
| St. Michael's CE JMI N22 | | | | | | | 1 | | | | | | | 1 | | | | | | | 1 | | | | | | 1 | |
| St. Paul's and All Hallows CE Infant | | 5 | | 2 | | | | | | | | | | 7 | | 2 | | 2 | | | | | | | | | 4 | |
| St. Paul's and All Hallows CE Junior | | 7 | | 3 | | | | | | | | | | 10 | | 3 | | 2 | | | | | | | | | 5 | |
| St. Paul's RC JMI | | | | 1 | | | | | | | | | | 1 | | | | 1 | | | | | | | | | 1 | |
| The Green JMI | | 19 | | 2 | | | 1 | | | | | | | 22 | | 10 | | 2 | | | 1 | | | | | | 13 | |
| Tiverton JMI | | 1 | | | | | | | | 1 | | 2 | 1 | 5 | | 1 | | | | | | | | | 1 | 1 | 4 | |
| West Green JMI | 1 | | | | | | | | | | | | | 1 | 1 | | | | | | | | | | | | 1 | |
| Weston Park JMI | | | | | | | | | | 1 | | | | 1 | | | | | | | | | 1 | | | | 1 | |
| Grand Total | 1 | 97 | 4 | 25 | 4 | 1 | 18 | 1 | 4 | 17 | 7 | 16 | 6 | 201 | 1 | 44 | 2 | 20 | 3 | 1 | 11 | 1 | 2 | 12 | 2 | 7 | 106 | |
| | | | | | | | | | | | | | | | 470 | 2088 | 266 | 3025 | 605 | 211 | 591 | 400 | 388 | 3362 | 171 | 2589 | 1283 | 21264 |
| | | | | | | | | | | | | | | | 0.2% | 2.1% | 0.8% | 0.7% | 0.5% | 0.5% | 1.9% | 0.3% | 0.5% | 0.4% | 1.2% | 0.3% | 0.8% | 0.5% |

Fig 6 Primary FXTE 2010/11

| | Black Caribbean | Black Other | Black African | Mixed Other | Mixed White African | Mixed White Caribbean | Other | Other Kurdish | Refused/Not obtained | White British | White Gypsy/Roma Irish Trav | White Irish | White Other | White Turkish | Grand Total | Black Caribbean | Black Other | Black African | Mixed Other | Mixed White African | Mixed White Caribbean | Other | Other Kurdish | Refused/Not obtained | White British | White Gypsy/Roma Irish Trav | White Irish | White Other | White Turkish | Grand Total |
|--------------------------------------|-----------------|-------------|---------------|-------------|---------------------|-----------------------|-------|---------------|----------------------|---------------|-----------------------------|-------------|-------------|---------------|-------------|-----------------|-------------|---------------|-------------|---------------------|-----------------------|-------|---------------|----------------------|---------------|-----------------------------|-------------|-------------|---------------|-------------|
| Alexandra JMI | 4 | | | | | | | | | | | | | | 4 | 2 | | | | | | | | | | | | | | 2 |
| Bruce Grove Primary | 1 | | | | | | | | 4 | | | | | | 5 | | | | | | | | | 1 | | | | | | 2 |
| Campbourne Junior | 1 | | | | | | | | 10 | | | | | | 11 | | | | | | | | | 5 | | | | | | 6 |
| Chestnuts | 4 | | 3 | | | | | | | | | | | | 7 | 3 | | 2 | | | | | | | | | | | | 5 |
| Coleraine Park JMI | 3 | 1 | | | | | | | | 5 | | | | | 9 | 3 | 1 | | | | | | | 2 | | | | | | 6 |
| Coleridge JMI | | | | | | 1 | | | | | | | | | 1 | | | | | | 1 | | | | | | | | | 1 |
| Crowland JMI | 1 | | | | | | | | | | | | | | 1 | | | | | | | | | | | | | | | 1 |
| Devonshire Hill JMI | 9 | | | | | | 2 | | 6 | | | | 6 | | 23 | 3 | | | | | | | 1 | | 1 | | | 1 | | 6 |
| Earlham JMI | | | | | | | | | | | | | 1 | | 1 | | | | | | | | | | | | | 1 | | 1 |
| Earlsmead JMI | 6 | | | | | | | | 1 | | | | | | 7 | 3 | | | | | | | | 1 | | | | | | 4 |
| Ferry Lane JMI | 1 | | 1 | | | | | | | | | | | 3 | 5 | 1 | 1 | | | | | | | | | | | 2 | | 4 |
| Highgate JMI | | | | | | 3 | | | | 2 | | | | | 5 | | | | | | | | | | 1 | | 2 | | | 3 |
| Lancasterian Primary | 1 | | 1 | | | | | | 1 | | | | | | 4 | 1 | | 1 | | | | | | | | | | | | 4 |
| Lordship Lane Primary | 5 | | | | | | | | | | | | | | 5 | 2 | | | | | | | | | | | | | | 2 |
| Muswell Hill Primary | | | | 1 | | | | | | | | | | | 1 | | | | 1 | | | | | | | | | | | 1 |
| Nightingale JMI | 20 | 4 | | 8 | | 3 | | | 5 | 1 | | | | 3 | 44 | 5 | | 3 | | 3 | | | | 3 | 2 | 1 | | 1 | | 18 |
| Noel Park Primary | 1 | | | | | 2 | 1 | | | | | | 1 | | 5 | 1 | | | | | | | | 1 | | | | 1 | | 4 |
| North Harringay Primary | 4 | | 3 | | | | | | | 2 | | | | | 9 | 2 | | 1 | | | | | | | | | | | | 4 |
| Rhodes Avenue JMI | | | | | | | | | | 2 | | | | | 2 | | | | | | | | | | | | | | | 1 |
| Risley Primary | 7 | | | | | | | | 6 | | 2 | | | 1 | 16 | 2 | | | | | | | | | | 1 | | 1 | | 5 |
| Rokesly Infant | 3 | 1 | | | | | | | | | | | | | 4 | 1 | 1 | | | | | | | | | | | | | 2 |
| Rokesly Junior | | | | 2 | 1 | | | | | 1 | | | | | 8 | | | 2 | 1 | | | | | | 1 | | | | | 5 |
| Seven Sisters Primary | | | | | | | | | | | | | | 1 | 1 | | | | | | | | | | | | | | | 1 |
| St. Francis de Sales RC Infant | | | 3 | | | | | | | | | | | | 3 | | | 2 | | | | | | | | | | | | 2 |
| St. Francis de Sales RC Junior | | | 6 | 1 | | | | | | 4 | | | | | 11 | | | 6 | 1 | | | | | 2 | | | | | | 9 |
| St. Michael's CE JMI N22 | 1 | | | | | 8 | | | | | | | | | 9 | 1 | | | | | | | | | | | | | | 3 |
| St. Michael's CE JMI N6 | | | | | | 2 | | | | | | | | | 2 | | | | | | | | | | | | | | | 1 |
| St. Paul's and All Hallows CE Infant | 2 | | | | | | | | | | | | | | 2 | | | | | | | | | | | | | | | 1 |
| St. Paul's and All Hallows CE Junior | 3 | | 4 | | | | | | | | | | | | 7 | 2 | | 1 | | | | | | | | | | | | 3 |
| St. Paul's RC JMI | | | | | | | | | | 1 | | | | | 1 | | | | | | | | | | 1 | | | | | 1 |
| Stamford Hill JMI | | | | | | 1 | | | | | | | | | 1 | | | | | | | | | | | | | | | 1 |
| The Green JMI | 9 | | | | | 2 | | | | | | | | | 11 | 7 | | | | | | | | | 1 | | | | | 8 |
| Welbourne JMI | 1 | | | | | 1 | | | | | | | | | 2 | 1 | | | | | | | | | | | | | | 2 |
| | 87 | 2 | 27 | 3 | 8 | 25 | 3 | 3 | 2 | 48 | 1 | 2 | 8 | 8 | 227 | 44 | 2 | 19 | 3 | 3 | 11 | 3 | 2 | 2 | 20 | 1 | 1 | 3 | 5 | 119 |
| | 87 | 2 | 27 | 3 | 8 | 25 | 3 | 3 | 2 | 48 | 1 | 2 | 8 | 8 | 227 | 44 | 2 | 19 | 3 | 3 | 11 | 3 | 2 | 2 | 20 | 1 | 1 | 3 | 5 | 119 |
| | | | | | | | | | | | | | | | Roll | 2419 | 377 | 3972 | 841 | 298 | 714 | 620 | 402 | 382 | 4377 | 232 | 251 | 3067 | 1626 | 22239 |
| | | | | | | | | | | | | | | | % of roll | 1.8% | 0.5% | 0.5% | 0.4% | 1.0% | 1.5% | 0.5% | 0.5% | 0.5% | 0.5% | 0.4% | 0.4% | 0.1% | 0.3% | 0.5% |

Fig 7 Secondary FXTE 2009/10

| School | Asian Bangladeshi | Asian Indian | Asian Other | Asian Pakistani | Black Caribbean | Black Other | Black African | Mixed Other | Mixed White African | Mixed White Caribbean | Other | Other Kurdish | Refused/Not obtained | White British | White Gypsy/Roma Irish Traveller | White Irish | White Other | White Turkish | Grand Total | Asian Bangladeshi | Asian Indian | Asian Other | Asian Pakistani | Black Caribbean | Black Other | Black African | Mixed Other | Mixed White African | Mixed White Caribbean | Other | Other Kurdish | Refused/Not obtained | White British | White Gypsy/Roma Irish Traveller | White Irish | White Other | White Turkish | Grand Total |
|---------------------------------|-------------------|--------------|-------------|-----------------|-----------------|-------------|---------------|-------------|---------------------|-----------------------|-------|---------------|----------------------|---------------|----------------------------------|-------------|-------------|---------------|-------------|-------------------|--------------|-------------|-----------------|-----------------|-------------|---------------|-------------|---------------------|-----------------------|-------|---------------|----------------------|---------------|----------------------------------|-------------|-------------|---------------|-------------|
| Alexandra Park Secondary | 3 | | 2 | | 26 | 13 | 23 | 7 | 1 | 12 | 2 | 18 | 6 | 23 | 1 | | 28 | 19 | 184 | 2 | 0 | 2 | 0 | 18 | 6 | 18 | 6 | 1 | 5 | 2 | 5 | 5 | 16 | 1 | 0 | 19 | 8 | 114 |
| Fortismere | | | | | 3 | | 2 | | 5 | | | | 14 | | 1 | 6 | | | 31 | 0 | 0 | 0 | 0 | 2 | 0 | 0 | 2 | 0 | 2 | 0 | 0 | 9 | 0 | 1 | 4 | 0 | 20 | |
| Gladesmore Community | | 1 | 3 | 3 | 19 | 4 | 9 | 4 | 4 | | 7 | 2 | 6 | | | 4 | 6 | | 72 | 0 | 1 | 1 | 2 | 13 | 2 | 7 | 3 | 2 | 0 | 7 | 1 | 0 | 4 | 0 | 0 | 4 | 5 | 52 |
| Greig City Academy | | | 1 | | 6 | 1 | 1 | | 2 | | | | | | | 1 | | | 12 | 0 | 0 | 1 | 0 | 6 | 1 | 1 | 0 | 0 | 2 | 0 | 0 | 0 | 0 | 0 | 1 | 0 | 12 | |
| Highgate Wood | 1 | 2 | 6 | 3 | 42 | 11 | 14 | 18 | 4 | 21 | 4 | 15 | 66 | | 1 | 8 | 13 | | 229 | 1 | 2 | 2 | 1 | 15 | 5 | 12 | 10 | 3 | 11 | 3 | 8 | 0 | 41 | 0 | 1 | 5 | 9 | 129 |
| Hornsey School for Girls | | | | | 19 | 16 | 5 | 1 | 3 | | 15 | | 3 | | | 13 | 1 | | 76 | 0 | 0 | 0 | 0 | 11 | 0 | 11 | 2 | 1 | 1 | 0 | 7 | 0 | 3 | 0 | 0 | 8 | 1 | 45 |
| John Loughborough | | | | | 42 | 1 | 17 | | 2 | | | | | | | 1 | | | 63 | 0 | 0 | 0 | 0 | 29 | 1 | 9 | 0 | 0 | 1 | 0 | 0 | 0 | 0 | 0 | 0 | 1 | 0 | 41 |
| Northumberland Park | 1 | | | | 65 | 1 | 59 | 8 | 23 | 2 | 12 | 28 | 1 | | 5 | 34 | | | 239 | 1 | 0 | 0 | 0 | 34 | 1 | 32 | 2 | 0 | 12 | 2 | 6 | 0 | 16 | 1 | 0 | 4 | 24 | 135 |
| Park View | | | | | 17 | 4 | 5 | | 8 | 2 | 5 | 2 | 1 | 1 | 4 | 8 | | | 57 | 0 | 0 | 0 | 0 | 11 | 0 | 4 | 3 | 0 | 4 | 2 | 5 | 0 | 2 | 1 | 1 | 3 | 6 | 41 |
| St. Thomas More Catholic School | | | | | 51 | 16 | 67 | | 2 | 2 | 9 | | 3 | 17 | 2 | 10 | | | 179 | 0 | 0 | 0 | 0 | 32 | 9 | 49 | 0 | 2 | 2 | 6 | 0 | 0 | 2 | 5 | 2 | 7 | 0 | 116 |
| Woodside High | 4 | 2 | | 2 | 8 | 4 | 39 | 4 | 1 | 22 | 17 | 6 | 23 | 8 | 1 | 24 | 20 | | 185 | 2 | 1 | 0 | 1 | 5 | 1 | 24 | 3 | 1 | 8 | 9 | 5 | 0 | 14 | 5 | 1 | 15 | 18 | 113 |
| Grand Total | 9 | 5 | 12 | 8 | 298 | 51 | 249 | 53 | 13 | 100 | 43 | 73 | 6 | 168 | 28 | 6 | 104 | 101 | 1327 | 6 | 4 | 6 | 4 | 176 | 26 | 167 | 31 | 10 | 48 | 31 | 37 | 5 | 107 | 13 | 6 | 71 | 71 | 818 |
| | | | | | | | | | | | | | | | | | | | | 381 | 208 | 204 | 136 | 1705 | 281 | 2253 | 677 | 168 | 488 | 461 | 428 | 169 | 2082 | 75 | 107 | 2192 | 838 | 12853 |
| | | | | | | | | | | | | | | | | | | | | 1.6% | 1.9% | 2.9% | 2.9% | 10.3% | 9.3% | 7.4% | 4.6% | 6.0% | 9.8% | 6.7% | 8.6% | 3.0% | 5.1% | 17.3% | 5.6% | 3.2% | 8.5% | 6.4% |

This page is intentionally left blank

COUNCIL – 16 JULY 2012

ITEM 18

AMENDMENT TO MOTION A

Delete all after “this council” – and insert below -

This Council -

- Recognises the importance of local post offices to decent neighbourhoods and strong communities.
- While welcoming any extra funding for post offices from the Government, condemns their decision to back track on a manifesto pledge to set up a post office bank to sustain the post office network and make financial services more accessible.
- Criticises the recent decision to allow a rise in the price of first and second class stamps by 14p and the extra costs now faced particularly by older residents in Haringey
- Expresses concerns about the plans for the privatisation of substantial parts the postal service without thorough debate or consultation and asks the Government to consider co-operative models for the future running of the postal service.

Council notes -

- The recent request from the Post Office Minister for councils to enter into strategic relationships with the Post Office.
- The strong relationship between the council and Post Office in Tottenham as demonstrated by the successful relocation of the Post office on the High Road and the financial and officer support provided by the council.
- The council’s continued attempts to deal with problems of financial exclusion including providing support for the local credit union.

The Council resolves -

- To write to the Government asking that they continue to look at further options for the future sustainability of the postal service including utilising co-operative models, building relationships with credit unions and expanding the range of services provided.
- To write to the Government asking they look again at their decision to allow a 14p increase in the price of stamps and the particular financial impact this is having on older residents.

Proposer - Cllr Strickland

Secunder - Cllr Peacock